

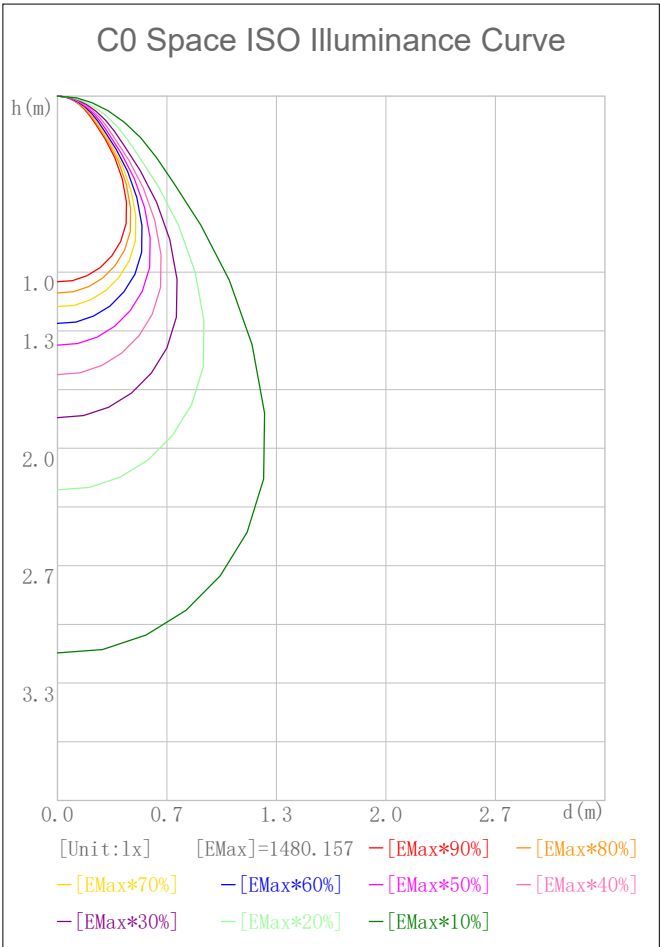
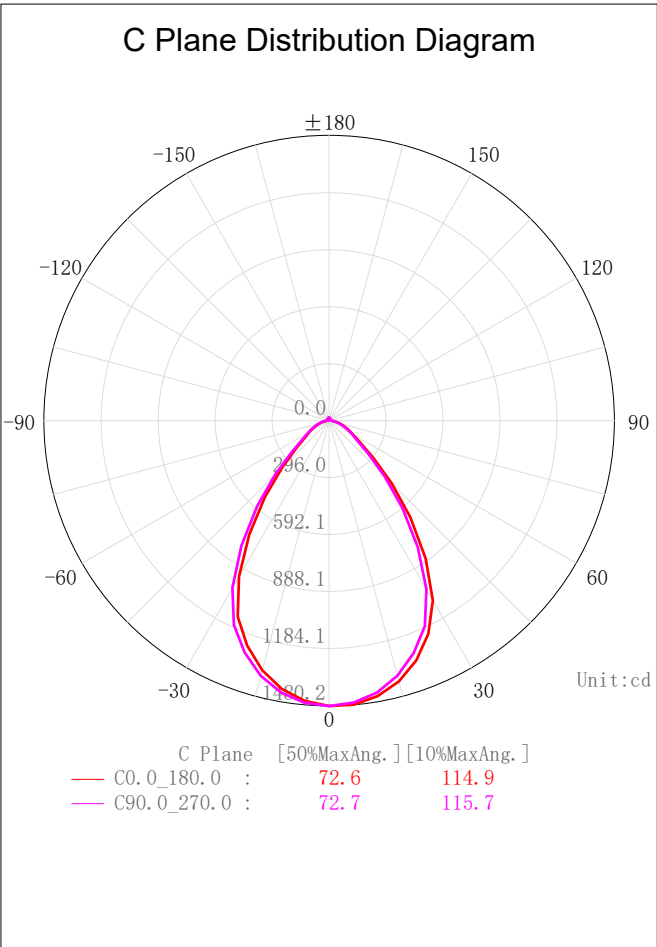
Indoor Luminaire Photometric Data

Description Information

Luminary Name: PD07-25-XX-01 5000K RA90 白色		Lum. Catalog:	Test ID: 01
Lamp Name:		Lamp Catalog: LED	Test Date: 2022/10/10
Manufacture: Shenzhen Norming Lightin		Shld. Ang(°):	Test Machine:GON-2000
Test Lab: Quality Departmnt		Frequency (Hz):	Lamp CCT (K): Ra:
Lum. Size (W*L*H):0.083m*-0.083m*0.000m		Lum. Area (m2):0.005	Lum. W (kg): 0.000
Test System: C, γ	Test Step: C=90.0 γ=5.0	Temp. (°C): 25	Humidity(%):

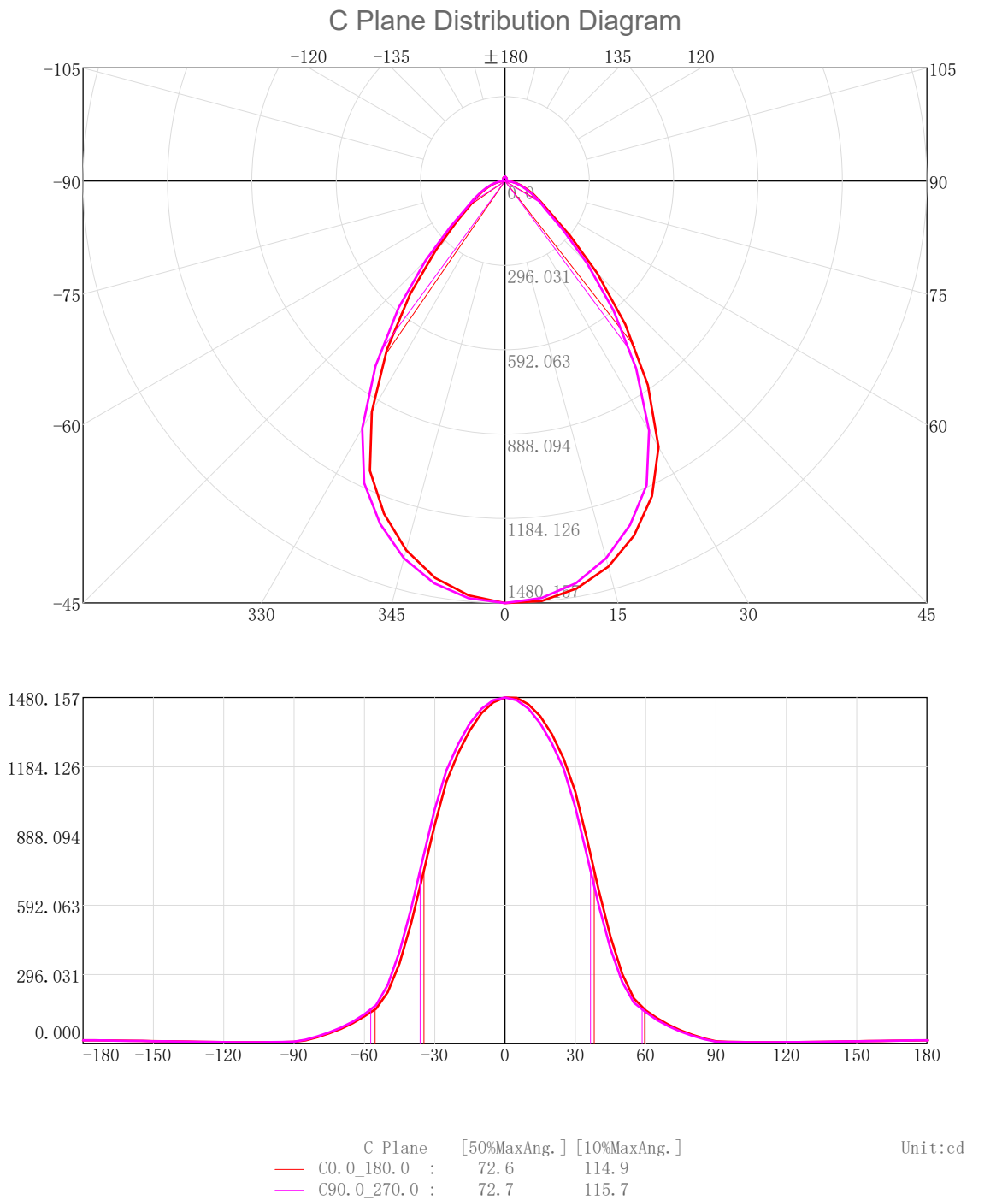
Character Parameter

Lamp Speciality Parameter		Luminaire Speciality Parameter	
Rated Flux(lm): 2263.840	Luminary Flux(lm): 2263.837	Field Angle(10%Imax): 114.9(°)	
Rated Power(W):	Luminary Efficiency: 100.00%	Down Lumens&Percent: 2208.232lm 97.54%	
Rated Voltage(V):	Luminary EER(lm/W): 97.917	Up Lumens&Percent: 55.606lm 2.46%	
Tested Power(W): 23.120	Max. Candela(cd): 1480.157	S/MH: C0_a180=1.066 C90_270=1.065	
Lamps' Inside: 1	Max Cand@Ang. (°):	C=0.0 γ=0.0	CIE Type: Semi-Direct
Tested Electrics (V, A, pf):239.8, 0.100	Beam Angle(50%Imax): 72.6(°)	ErP ϕ use(90°):	1719.679lm
Lamp Size (W*L*H):0.083m*-0.083m*0.000m	Left=-34.6° , Right=38.1°	IRF(%):	158.280



2D Plane Light Intensity Distribution Curve

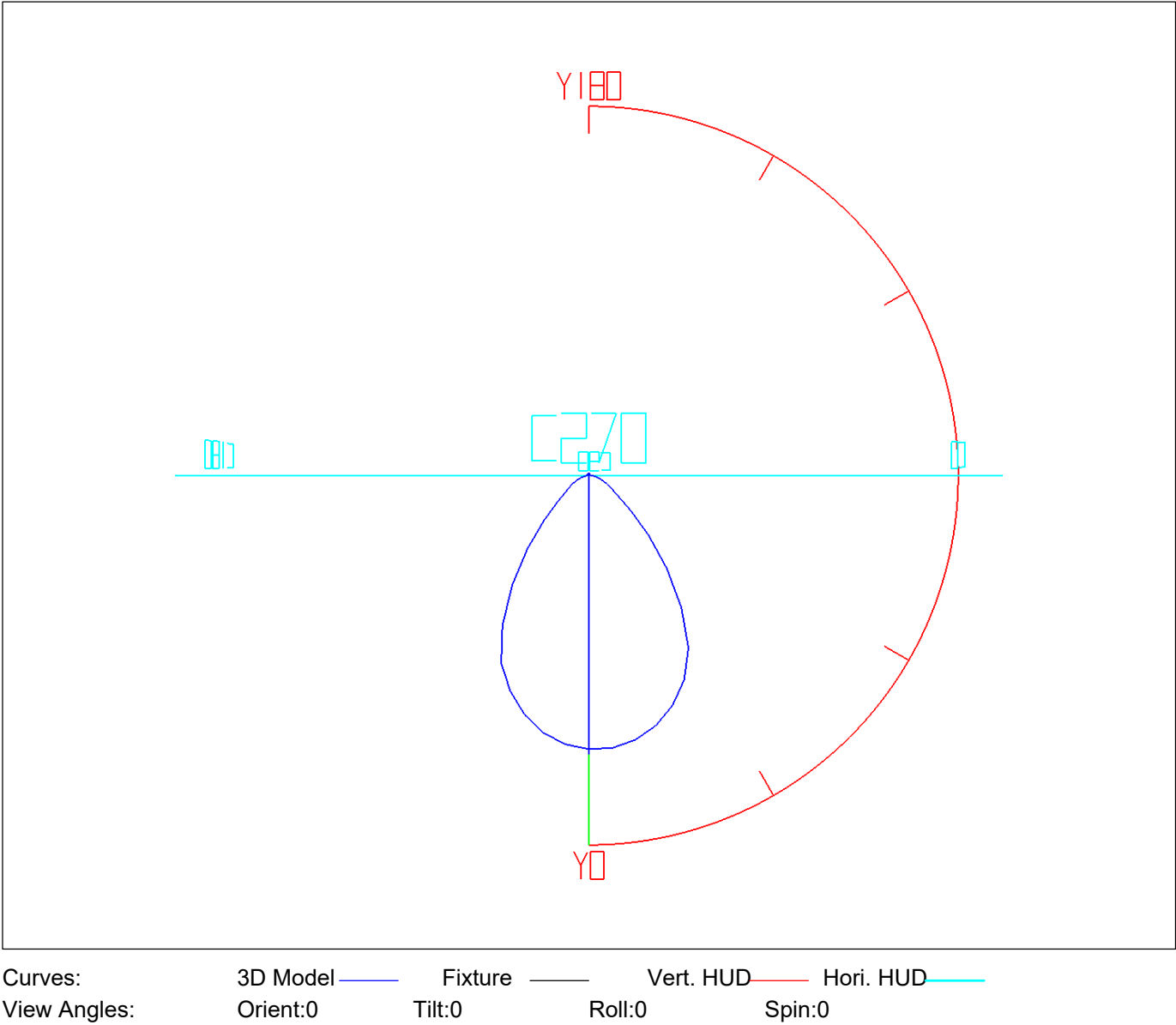
Lum. Name: PD07-25-XX-01 5000K RA90 白色	Lum. Catelog:	Test ID: 01
Lamp Name:	Lamp Catalog: LED	Test Lab: Quality Departmnt
Manufacture: Shenzhen Norming Lightin	Test Machine:GON-2000	Test Date: 2022/10/10



3D Light Intensity Distribution Modal

Lum. Name: PD07-25-XX-01 5000K RA90 白色	Lum. Catelog:	Test ID: 01
Lamp Name:	Lamp Catelog: LED	Test Lab: Quality Departmnt
Manufacture: Shenzhen Norming Lightin	Test Machine:GON-2000	Test Date: 2022/10/10

3D Light Intensity Distribution Modal

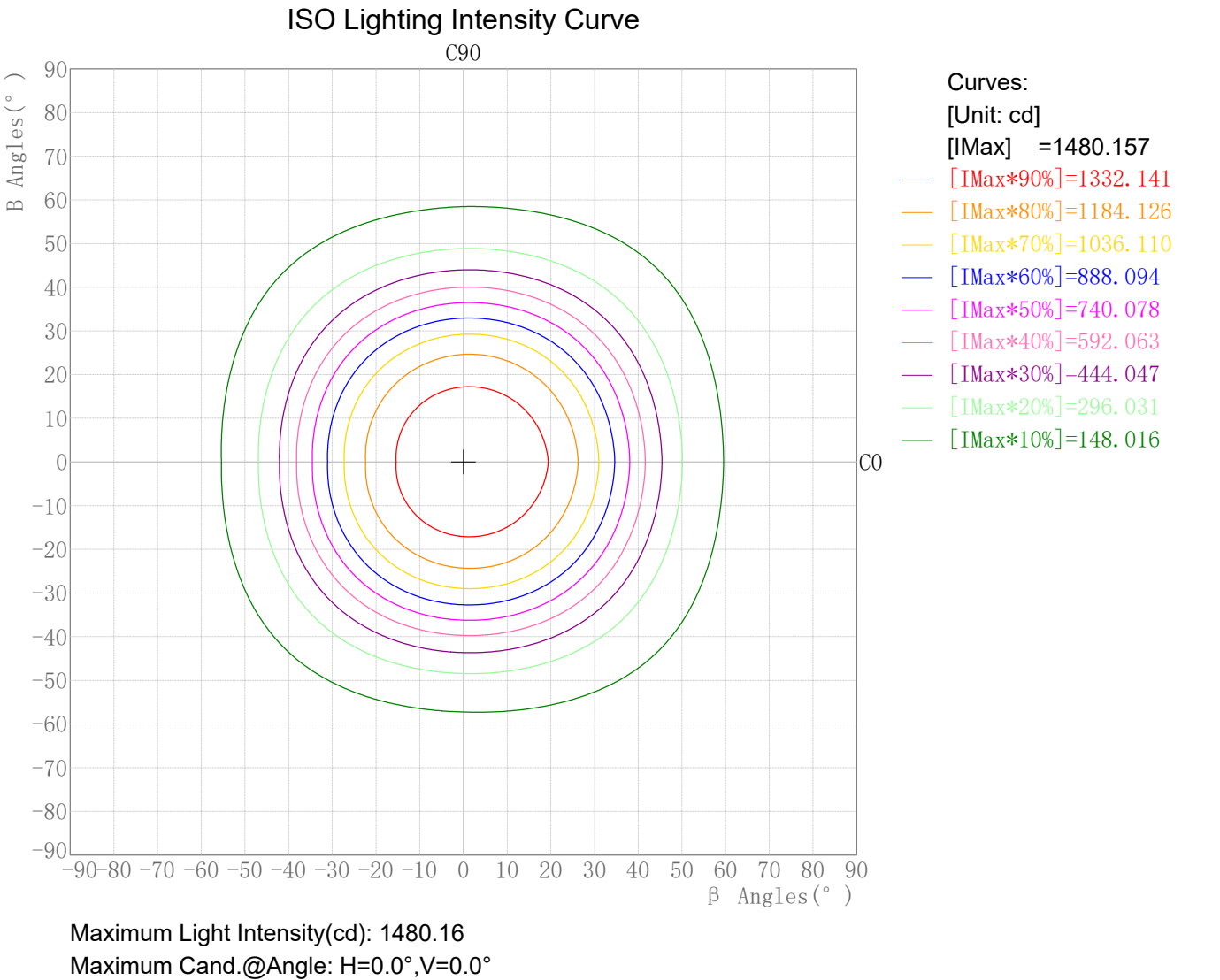


Zonal Flux Tabulation

Zone(γ)	Zone Flux (lm)	Sums Flux (lm)	Zone%Lamp	Sums%Lamp
0.0-5.0	35.25	35.25	1.56	1.56
5.0-10.0	103.77	139.03	4.58	6.14
10.0-15.0	166.23	305.25	7.34	13.48
15.0-20.0	218.56	523.81	9.65	23.14
20.0-25.0	257.32	781.13	11.37	34.50
25.0-30.0	275.54	1056.67	12.17	46.68
30.0-35.0	265.53	1322.20	11.73	58.41
35.0-40.0	230.88	1553.08	10.20	68.60
40.0-45.0	182.70	1735.78	8.07	76.67
45.0-50.0	133.13	1868.91	5.88	82.55
50.0-55.0	93.54	1962.45	4.13	86.69
55.0-60.0	69.86	2032.31	3.09	89.77
60.0-65.0	55.73	2088.04	2.46	92.23
65.0-70.0	43.27	2131.31	1.91	94.15
70.0-75.0	32.19	2163.51	1.42	95.57
75.0-80.0	22.56	2186.07	1.00	96.56
80.0-85.0	14.30	2200.37	0.63	97.20
85.0-90.0	7.87	2208.23	0.35	97.54
90.0-95.0	4.87	2213.10	0.21	97.76
95.0-100.0	4.30	2217.40	0.19	97.95
100.0-105.0	3.95	2221.35	0.17	98.12
105.0-110.0	3.67	2225.02	0.16	98.29
110.0-115.0	3.53	2228.55	0.16	98.44
115.0-120.0	3.51	2232.06	0.16	98.60
120.0-125.0	3.53	2235.59	0.16	98.75
125.0-130.0	3.53	2239.12	0.16	98.91
130.0-135.0	3.57	2242.69	0.16	99.07
135.0-140.0	3.55	2246.25	0.16	99.22
140.0-145.0	3.46	2249.71	0.15	99.38
145.0-150.0	3.27	2252.98	0.14	99.52
150.0-155.0	2.99	2255.97	0.13	99.65
155.0-160.0	2.63	2258.60	0.12	99.77
160.0-165.0	2.18	2260.77	0.10	99.86
165.0-170.0	1.66	2262.43	0.07	99.94
170.0-175.0	1.05	2263.48	0.05	99.98
175.0-180.0	0.36	2263.84	0.02	100.00

Rectangle ISO Lighting Intensity Diagram

Lum. Name: PD07-25-XX-01 5000K RA90 白色	Lum. Catelog:	Test ID: 01
Lamp Name:	Lamp Catelog: LED	Test Lab: Quality Departmnt
Manufacture: Shenzhen Norming Lightin	Test Machine:GON-2000	Test Date: 2022/10/10



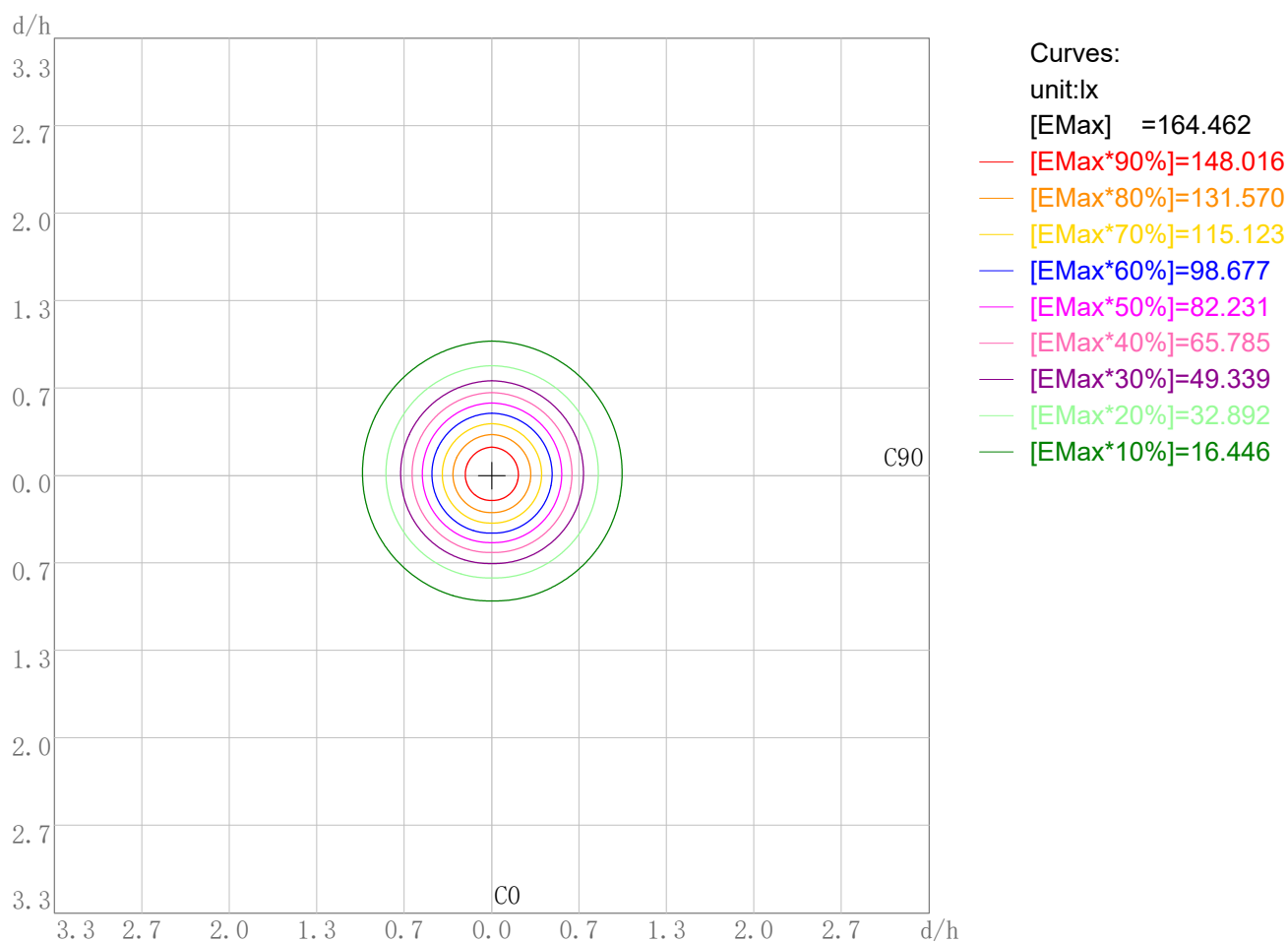
Photometric Filename:PD07-25-XX-01 5000K RA90 白色.IE

S

Plane ISO-Illuminance Diagram

Lum. Name: PD07-25-XX-01 5000K RA90 白色	Lum. Catalog:	Test ID: 01
Lamp Name:	Lamp Catalog: LED	Test Lab: Quality Department
Manufacture: Shenzhen Norming Lightin	Test Machine:GON-2000	Test Date: 2022/10/10

Plane ISO-Illuminance Curve



Working Plane Luminaire Mounting Height(m): 3.00

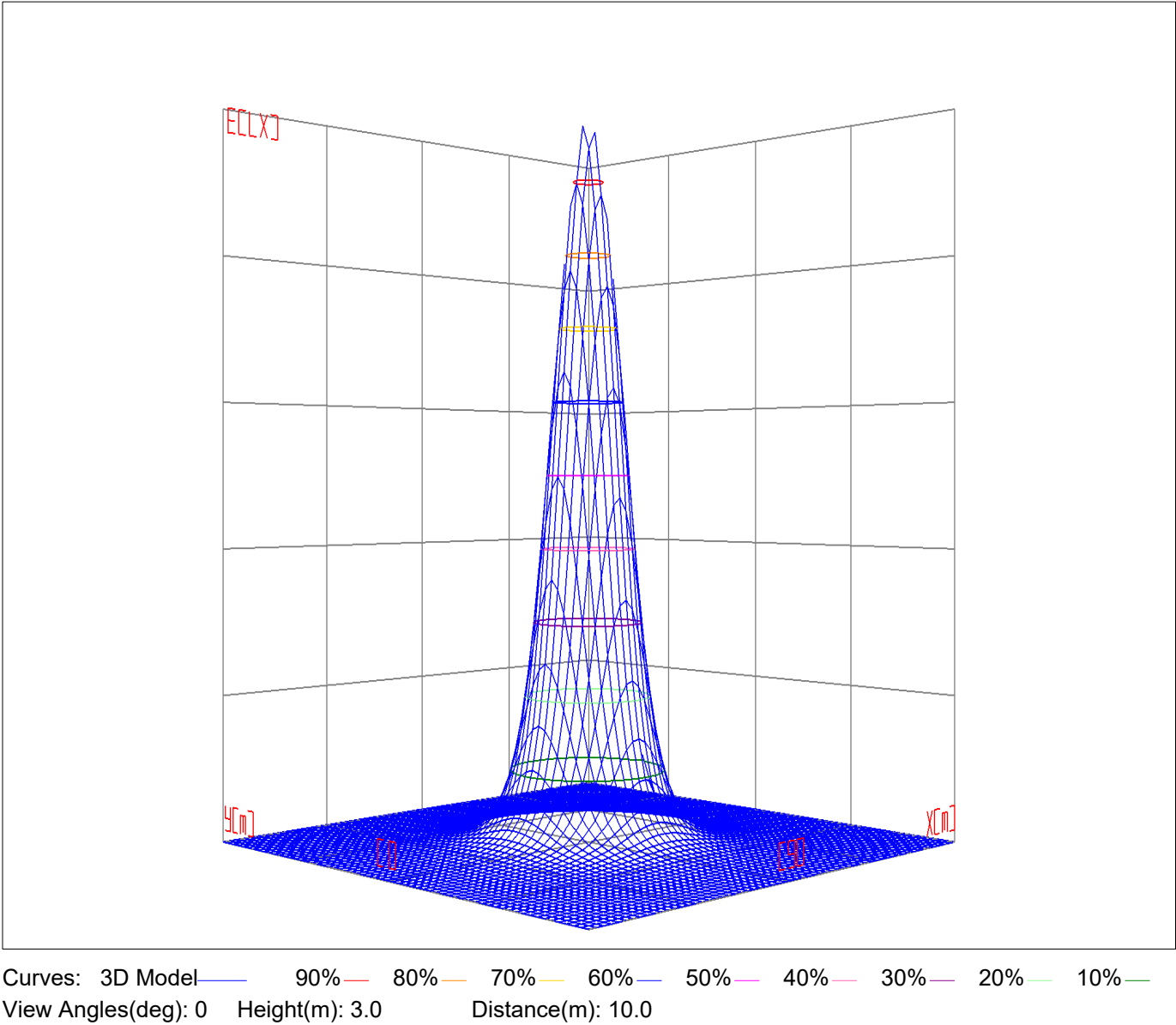
Working Plane Maximum Illuminance(lx): 164.46

Working Plane Maximum Illuminance Position(d/h):H0.0 V0.0

3D Plane ISO Illuminance Diagram

Lum. Name: PD07-25-XX-01 5000K RA90 白色	Lum. Catelog:	Test ID: 01
Lamp Name:	Lamp Catelog: LED	Test Lab: Quality Departmnt
Manufacture: Shenzhen Norming Lightin	Test Machine:GON-2000	Test Date: 2022/10/10

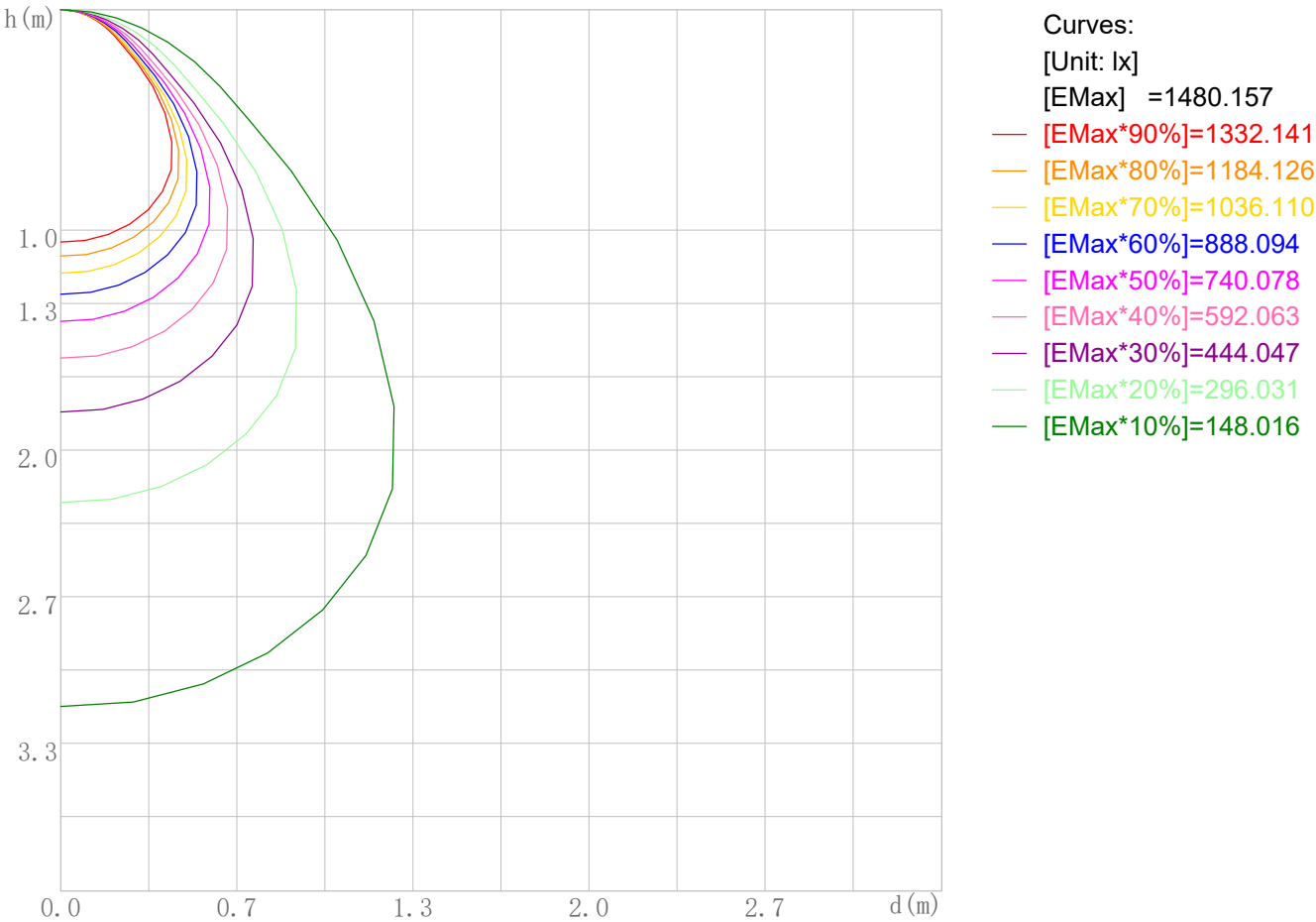
3D Plane Illuminance Modal



Space ISO Illuminance Diagram

Lum. Name: PD07-25-XX-01 5000K RA90 白色	Lum. Catelog:	Test ID: 01
Lamp Name:	Lamp Catelog: LED	Test Lab: Quality Departmnt
Manufacture: Shenzhen Norming Lightin	Test Machine:GON-2000	Test Date: 2022/10/10

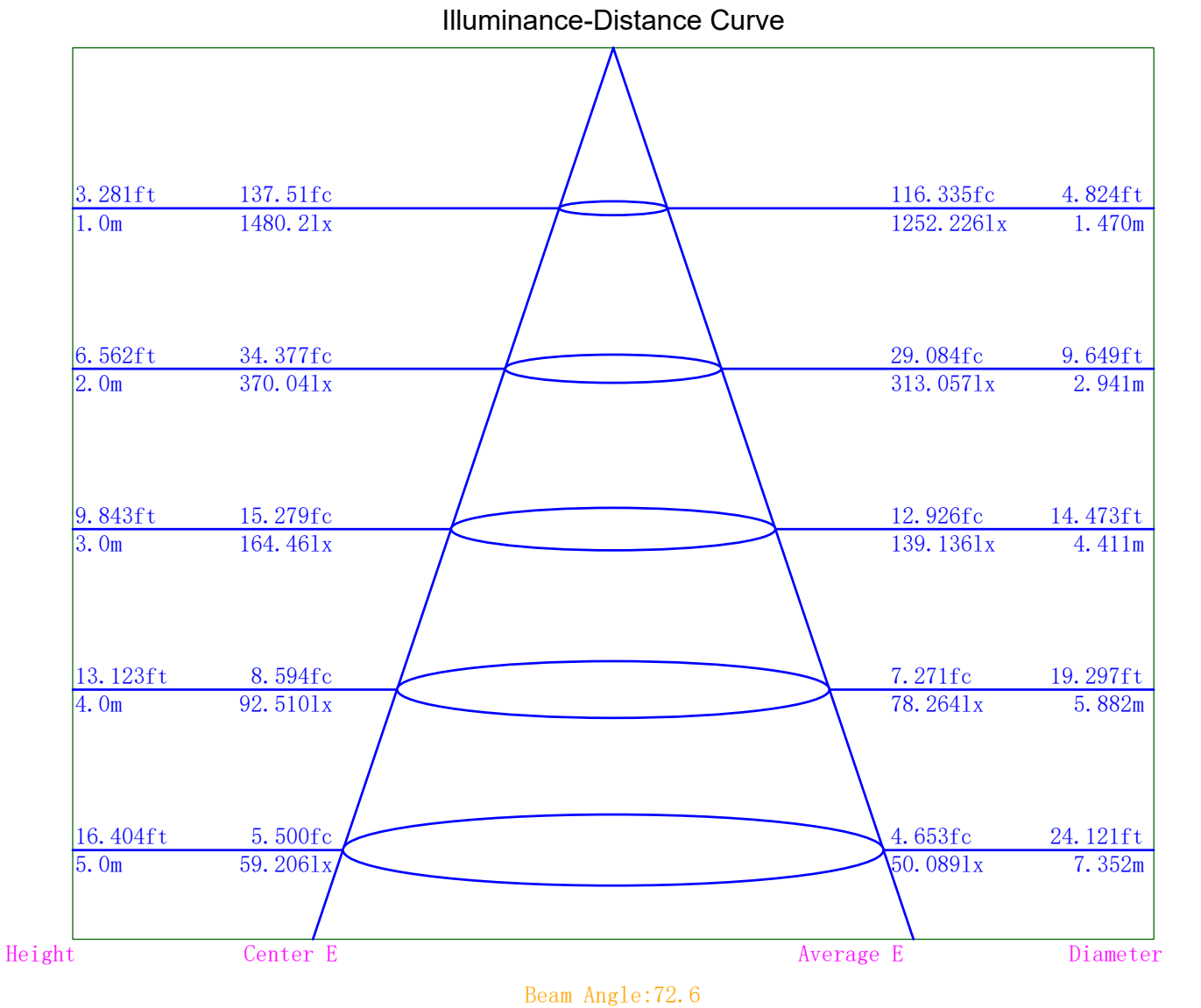
Space ISO Illuminance Curve



Space Plane Maximum Illuminance and @Angle:1480.16lx,0.0deg
Plane Maximum Lighting Intensity and @Angle:1480.157cd,0eg

Illuminance-Distance Diagram

Lum. Name: PD07-25-XX-01 5000K RA90 白色	Lum. Catelog:	Test ID: 01
Lamp Name:	Lamp Catelog: LED	Test Lab: Quality Departmnt
Manufacture: Shenzhen Norming Lightin	Test Machine:GON-2000	Test Date: 2022/10/10



Indoor Luminance Limiting Curves

Lum. Name: PD07-25-XX-01 5000K RA90 白色	Lum. Catalog:	Test ID: 01
Lamp Name:	Lamp Catalog: LED	Test Lab: Quality Department
Manufacture: Shenzhen Norming Lightin	Test Machine:GON-2000	Test Date: 2022/10/10

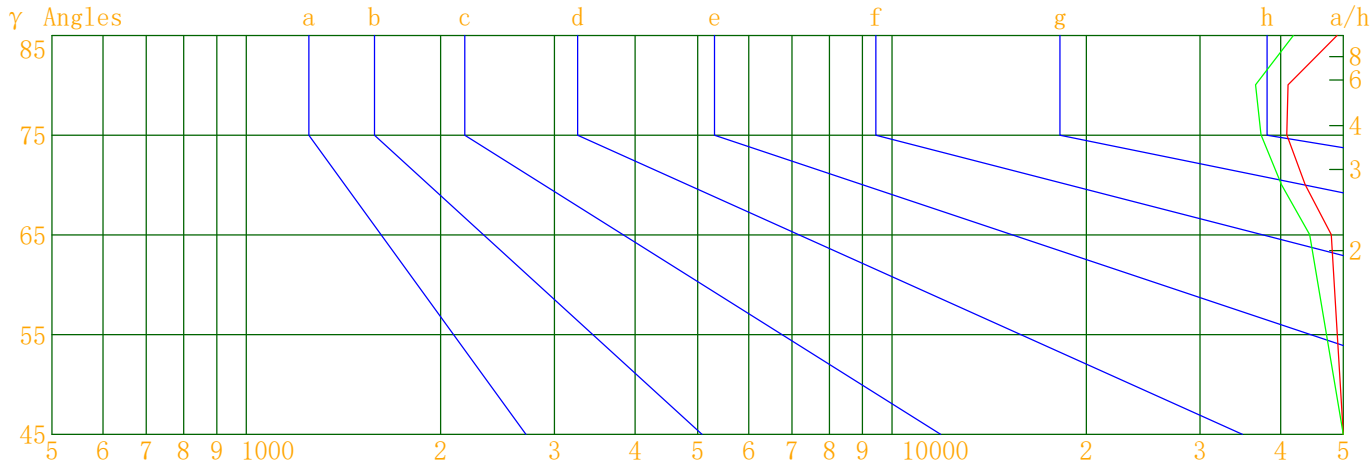
Glare Grade Table

GI	Quality	Using Illuminance							
1.15	A	2000	1000	500	<=300				
1.5	B		2000	1000	500	<=300			
1.85	C			2000	1000	500	<=300		
2.2	D				2000	1000	500	<=300	
2.55	E	a				2000	1000	500	<=300
			b	c	d	e	f	g	h

Luminance Table

Gama(deg)	45	50	55	60	65	70	75	80	85
C0	119801	85859	62483	52987	47903	43653	40881	41060	48901
C90	106125	75835	56779	50138	44350	40110	37277	36561	41831

Luminance Limiting Curve



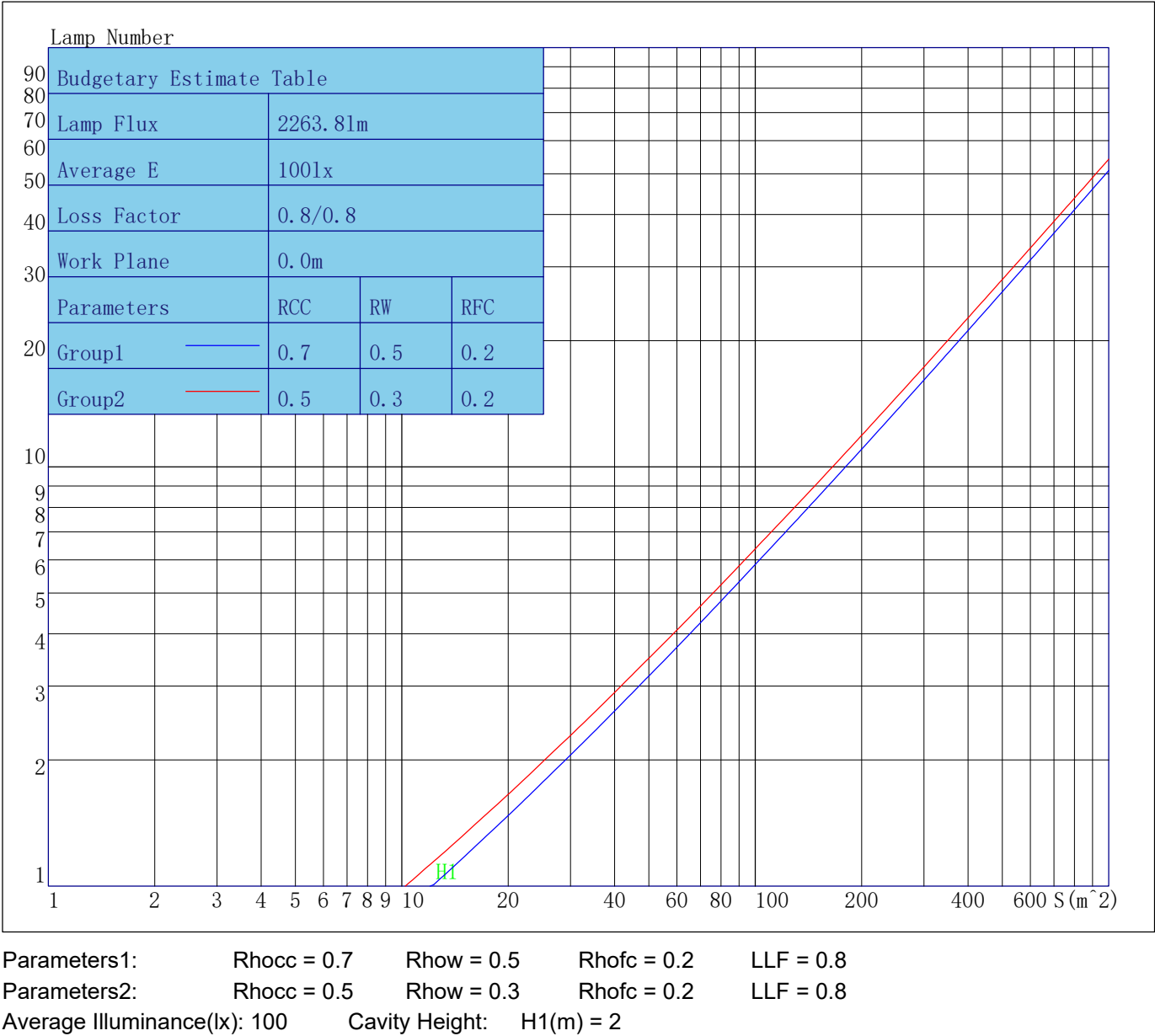
Luminous Size: Length(m)=-0.083 Width(m)=-0.083 Height(m)=0.000 Area(m^2)=0.005411

Luminous Type: Without Luminous Side

Luminous Curves: C0-C180 Color: C90-C270 Color:

Indoor Budgetary Estimate Table

Lum. Name: PD07-25-XX-01 5000K RA90 白色	Lum. Catalog:	Test ID: 01
Lamp Name:	Lamp Catalog: LED	Test Lab: Quality Department
Manufacture: Shenzhen Norming Lightin	Test Machine:GON-2000	Test Date: 2022/10/10



Indoor Coefficient of Utilization Table

Lum. Name: PD07-25-XX-01 5000K RA90 白色	Lum. Catelog:	Test ID: 01
Lamp Name:	Lamp Catelog: LED	Test Lab: Quality Departmnt
Manufacture: Shenzhen Norming Lightin	Test Machine:GON-2000	Test Date: 2022/10/10

Coefficients of Utilization - Zonal Cavity Method																		
Coef.	Effective Floor Cavity Reflectance RFC=0.20																	
RhoCC (%)	80				70				50			30			10			0
RhoW (%)	70	50	30	10	70	50	30	10	50	30	10	50	30	10	50	30	10	0
RCR	Coefficient of Utilization(%)																	
0	118	118	118	118	115	115	115	115	110	110	110	105	105	105	100	100	100	98
1	111	107	104	101	108	105	102	99	100	98	95	96	94	92	92	90	89	87
2	103	97	92	87	101	95	90	86	91	87	84	88	84	81	84	82	79	77
3	96	88	82	76	94	86	80	76	83	78	74	80	76	73	78	74	71	69
4	90	80	73	68	88	79	72	67	76	71	66	74	69	65	71	67	64	62
5	84	73	66	61	82	72	65	60	70	64	60	68	63	59	66	62	58	56
6	79	68	60	55	77	67	60	55	65	59	54	63	58	53	61	57	53	51
7	74	62	55	50	72	62	55	50	60	54	49	58	53	49	57	52	48	47
8	69	58	51	46	68	57	50	45	56	50	45	54	49	45	53	48	44	43
9	65	54	47	42	64	53	46	42	52	46	42	51	45	41	50	45	41	39
10	62	50	43	39	61	50	43	39	49	43	38	48	42	38	47	42	38	36

Unified Glare Rating Table

Lum. Name: PD07-25-XX-01 5000K RA90 白色	Lum. Catelog:	Test ID: 01
Lamp Name:	Lamp Catalog: LED	Test Lab: Quality Departmnt
Manufacture: Shenzhen Norming Lightin	Test Machine:GON-2000	Test Date: 2022/10/10

Unified Glare Rating Table

Ceiling RCC	0.70	0.70	0.50	0.50	0.30	0.70	0.70	0.50	0.50	0.30
Wall RW	0.50	0.30	0.50	0.30	0.30	0.50	0.30	0.50	0.30	0.30
Floor RFC	0.20	0.20	0.20	0.20	0.20	0.20	0.20	0.20	0.20	0.20
Room Size	Vewed crosswise					Vewed endwise				
X=2H Y=2H	26.2	27.5	26.6	27.9	28.2	25.7	27.0	26.1	27.3	27.7
	26.8	28.0	27.3	28.4	28.8	26.3	27.5	26.8	27.8	28.3
	27.1	28.2	27.6	28.6	29.0	26.6	27.7	27.1	28.1	28.5
	27.4	28.4	27.9	28.8	29.2	26.9	27.8	27.3	28.3	28.7
	27.5	28.4	28.0	28.9	29.4	27.0	27.9	27.5	28.3	28.8
	27.6	28.5	28.1	29.0	29.4	27.1	28.0	27.6	28.4	28.9
X=4H Y=2H	26.4	27.4	26.8	27.9	28.3	25.9	27.0	26.4	27.4	27.8
	27.2	28.1	27.7	28.5	29.0	26.7	27.6	27.2	28.1	28.5
	27.6	28.4	28.1	28.9	29.4	27.1	27.9	27.6	28.4	28.9
	28.0	28.7	28.5	29.2	29.7	27.5	28.2	28.0	28.7	29.2
	28.2	28.8	28.7	29.3	29.9	27.7	28.3	28.2	28.8	29.3
	28.4	28.9	28.9	29.5	30.0	27.8	28.4	28.4	28.9	29.5
X=8H Y=4H	27.7	28.4	28.2	28.9	29.4	27.3	27.9	27.8	28.4	28.9
	28.3	28.8	28.8	29.3	29.9	27.8	28.3	28.3	28.8	29.4
	28.5	29.0	29.1	29.5	30.1	28.0	28.5	28.6	29.0	29.6
	28.8	29.2	29.4	29.8	30.4	28.3	28.7	28.8	29.2	29.8
X=12H Y=4H	27.7	28.3	28.2	28.8	29.3	27.2	27.8	27.8	28.3	28.9
	28.3	28.7	28.8	29.3	29.9	27.8	28.3	28.4	28.8	29.4
	28.6	29.0	29.2	29.6	30.2	28.1	28.5	28.6	29.0	29.7
Variations with the objverver position at spacings										
S=1.0H	0.3/-0.3					0.4/-0.4				
S=1.5H	0.6/-0.6					0.7/-0.7				
S=2.0H	0.9/-0.9					0.9/-1.0				
Reduced UGR Table:										
Nordic Standard Table:	BK0					BK0				
Correction Value	1.8					1.8				

o the CIE Pub.117,data has been corrected,refers to the lamp’s lumens 8.2flm.

S

Candela Tabulation

V/H	C0.0	C90.0	C180.0	C270.0
γ 0.0	1480.16	1480.16	1480.16	1480.16
γ 5.0	1478.53	1468.19	1459.02	1468.67
γ 10.0	1451.02	1432.54	1413.33	1432.37
γ 15.0	1400.35	1369.75	1339.88	1369.69
γ 20.0	1323.12	1283.57	1241.59	1279.72
γ 25.0	1219.71	1176.32	1121.15	1168.70
γ 30.0	1076.98	1010.70	934.36	1001.32
γ 35.0	873.48	802.01	722.01	791.85
γ 40.0	656.48	592.15	517.30	579.98
γ 45.0	458.34	406.02	343.20	393.44
γ 50.0	298.61	263.74	220.66	251.35
γ 55.0	193.91	176.21	150.58	165.65
γ 60.0	143.35	135.64	117.41	126.27
γ 65.0	109.54	101.41	88.34	95.00
γ 70.0	80.78	74.22	64.41	69.90
γ 75.0	57.25	52.20	44.79	49.11
γ 80.0	38.58	34.35	28.71	32.25
γ 85.0	23.06	19.73	15.42	18.42
γ 90.0	10.87	9.44	8.83	9.14
γ 95.0	8.63	8.44	7.77	7.97
γ 100.0	7.91	7.52	7.53	7.61
γ 105.0	7.09	7.14	6.97	7.24
γ 110.0	6.92	6.86	7.05	6.95
γ 115.0	6.76	6.83	7.21	7.13
γ 120.0	7.10	7.32	7.73	7.71
γ 125.0	7.42	7.44	8.28	8.06
γ 130.0	7.95	8.42	8.74	8.68
γ 135.0	8.94	8.97	9.72	9.30
γ 140.0	9.49	9.71	10.45	10.15
γ 145.0	10.36	10.56	11.29	11.03
γ 150.0	11.21	11.13	11.82	11.39
γ 155.0	12.02	11.75	12.58	12.61
γ 160.0	12.48	12.75	13.18	12.99
γ 165.0	13.42	13.17	13.99	13.63
γ 170.0	14.12	14.10	14.64	14.54
γ 175.0	14.85	14.97	14.94	15.12
γ 180.0	15.06	15.06	15.06	15.06